

Technical
SPECIFICATIONS

EN


Fully equipped
& numbered series

TITANIUM ULTIMATE

Fully equipped
compact models

SPORT LINE

Special series 2023





CHAUSSON

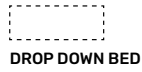
The spirit of innovation

www.chausson-motorhomes.com




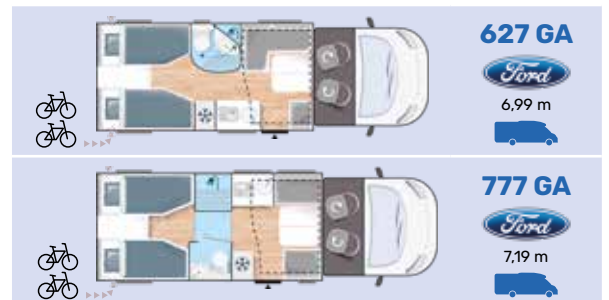
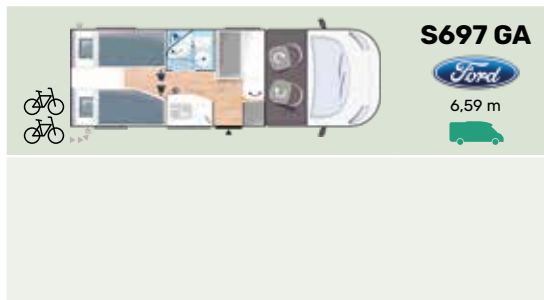

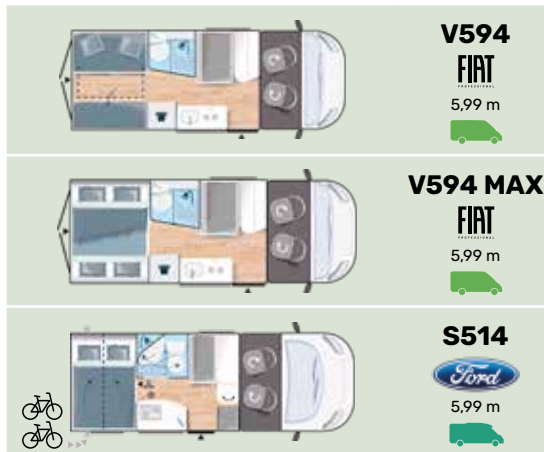
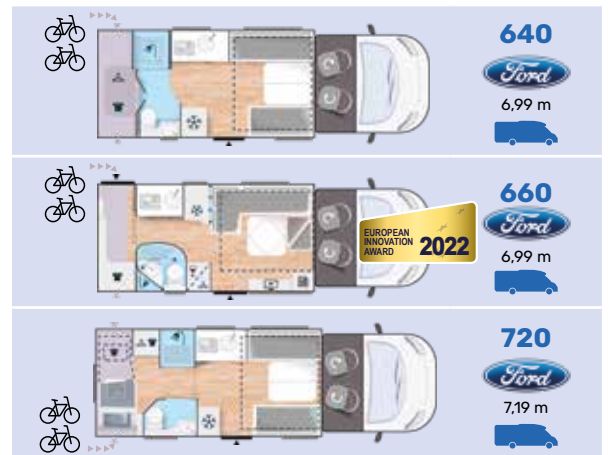
- Panorama 2023
- Why choose Chausson?
- Vans
-  Low profiles
-  Low profiles

PANORAMA 2023



SPORTLINE

TITANIUM ULTIMATE



ZOOM ON INSULATION



Discover
all our videos

www.chausson-motorhomes.com

VANS



THE BENEFITS OF VPS INSULATION

- › Better insulation (heating/cooling),
- › Elimination of thermal bridges,
- › Better heat distribution,
- › Lower energy consumption,
- › Better soundproofing.



**Proof of our confidence:
a water-tightness 7-year warranty!**

Subject to an annual inspection by a
certified member of our network.



**All our vans, Ⓢ low profiles, low
profiles have Grade 3 insulation
certification ensuring maximum
comfort in both summer and winter.**

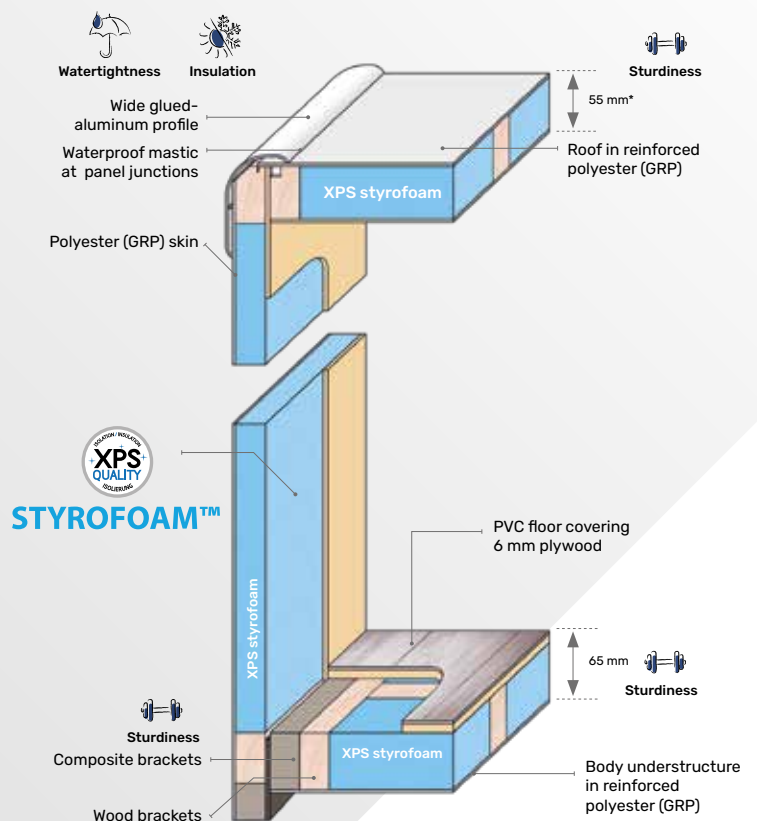
LOW PROFILES AND Ⓢ LOW PROFILES



INSULATION, RESISTANCE & PROTECTION

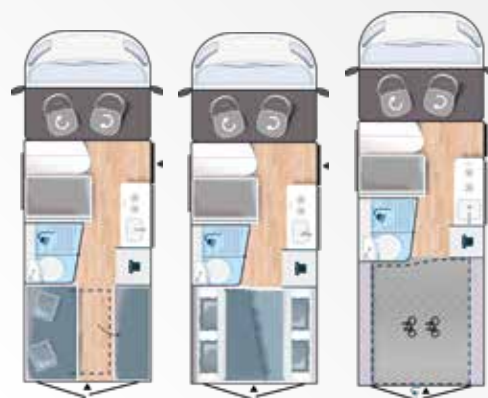
**A unique design provides
better insulation,
greater resistance,
and improved protection.**









IRP is a production concept like no other on the market thanks to the exceptional density of its roofs/floors and the combination of wood and composite, which ensures the structure is stable and durable.



** NB: because of its particular shape, the roof of our overcabs/S low profiles uses a specific technology, 35 mm thickness, EPS insulation.*

AVAILABLE
IN SPRING
2023



	V594	V594 MAX	V690
	SPORT LINE	SPORT LINE	SPORT LINE
 Brand	FIAT	FIAT	FIAT
 Engine HP-kW	140-103	140-103	140-103
Overall length (m)	5,99	5,99	6,36
Overall width (m)	2,05	2,05	2,05
 Overall height (m)	2,65	2,65	2,65
Interior height (m)	1,89	1,89	1,89
Wheelbase (m)	4,03	4,03	4,03
Wheels size	16"	16"	16"
Seats authorised for road use	4	4	4
 Sleeping berths	2+1*	4+1*	2+1*
Dining seats	4	4	4
Max technically permissible laden mass	3500	3500	3500
 Vehicle bodycoach weight in running order (+/- 5%)	3039	3059	3189
Towable weight	2500	2500	2500
Fresh water tank capacity	85 L	90 L	85 L
 Waste water tank capacity	90 L	90 L	90 L
Pre equipped for the leisure battery (battery supplied by the dealer)	✓	✓	✓
 Diesel heater and blow air circuit	4000 W (0 5500 W)	4000 W (0 5500 W)	4000 W (0 5500 W)
Upper berth	149 x 186	144 x 186	-
 Electric drop down bed, 2 pers. (max. 250 kg)	-	-	175 x 160 ⁽²⁾ 190 x 190 ⁽³⁾
Upper berth	-	133 x 184	-
Dining area convertible in extra spare bed	160 x 95 ⁽⁴⁾	160 x 95 ⁽⁴⁾	156 x 95 ⁽⁴⁾
Compressor fridge 12V/230V	84 L	84 L	84 L

- : Factory fitting not available

✓ : Standard equipment / 0 : option

* Dining area convertible in extra spare bed

(1) Subject to Homologation.

(2) In high position

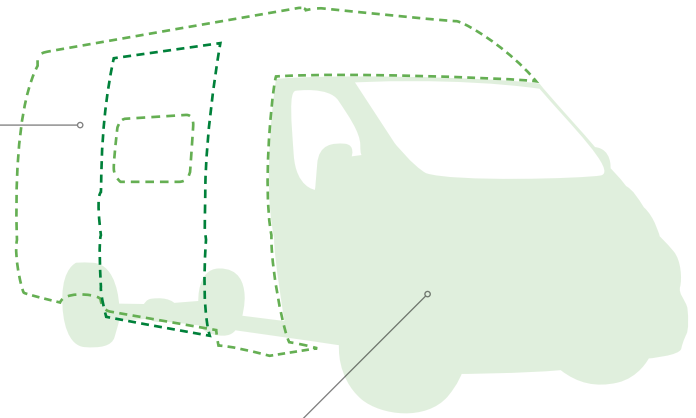
(3) In low position

(4) Top of the bed : 95cm - Bottom of the bed : 50cm



Cell extra high specification

- › Exclusive exterior decoration
- › VPS Insulation
- › Heating using vehicle fuel digitally programmed and used while on the road
- › Electric step
- › Flyscreen door
- › Double-locking windows with combined blinds/screens
- › Rear opening windows
- › Panoramic skylight
- › Maxi cab provides generous living space
- › 100% LED lighting inside
- › Bathroom with window
- › Bathroom with folding partition
- › Rear additional storage
- › Large sliding kitchen drawers
- › Dining area table extension
- › USB ports
- › Wardrobe



Chassis ultra specification

- › 9-speed automatic gearbox
- › Engine 140 HP
- › Chassis 3,5T Light
- › 16" alloy wheels
- › Manual cab air conditioning
- › Cruise control and speed limiter
- › Traction +
- › Eco pack: Stop&Start, smart alternator, electronically-controlled fuel pump
- › Driver and passenger airbag
- › Glossed cab front grill/black bezel lamps
- › Electric de-icing rearview mirrors
- › Fog lamps and cornering
- › Swivel seats in the cab, with double armrests and adjustable height
- › Cab seat covers with matching cushions



Bed System

Easier mattress and bed base storage in a van.



Pop up roof (Option)



Pack Accessory

- Exterior awning
- Lighting on the outside
- Solar panel
- Wraparound blinds
- Extension kit for dinette bedding



Pack Connect

- Prewired speakers for cab radio
- Integrated DAB antenna
- Bluetooth radio DAB with touchscreen, steering wheel control and reversing camera



Arctic pack

- Insulated and heated waste water tank
- Insulation on outside water and heating circuits
- Heating on reinforced fuel
- Thermal insulation cover for cab dashboard
- Thermal insulation cover for windows + roman blinds in dinette

Other options

- Engine 180 HP
- Chassis 3,5T Light → 3,5T Heavy
- Isofix anchorages
- Pop up roof

LOW PROFILES

SPORT
LINE



		S514	S697 GA
		SPORT LINE	SPORT LINE
	Brand		
	Engine HP-kW	170-125	170-125
	Overall length (m)	5,99	6,59
	Overall width (m)	2,10	2,10
	Overall height (m)	2,75	2,75
	Interior height (m)	1,96	1,96
	Wheelbase (m)	3,30	3,75
	Right garage door (cm)	895 x 590	930 x 765
	Left garage door (cm)	795 x 405	795 x 405
	Wheels size	16"	16"
	Seats authorised for road use ⁽¹⁾	4	4
	Sleeping berths	2/3*	2/3*
	Dining seats	4	4
	Max technically permissible laden mass	3500	3500
	Vehicle bodycoach weight in running order (+/- 5%)	2620	2664
	Fresh water tank capacity	105 L	105 L
	Waste water tank capacity	100 L	100 L
	Pre equipped for the leisure battery (battery supplied by the dealer)	✓	✓
	Diesel heater and blow air circuit	4000 W (0 5500 W)	4000 W (0 5500 W)
	Boiler 10 L (gas) heater with electronic ignition	✓	✓
	Pre equipped for air-conditioner (cell)	✓	✓
	Rear bed	132 x 189	-
	Twin beds	-	82 x 198 + 82 x 193
	With extension bedding	-	193 x 197
	Dining area convertible in extra spare bed	90 x 185	90 x 185
	Fridge gas/12V/230V	87 L	87 L

- : Factory fitting not available

✓ : Standard equipment / 0 : option

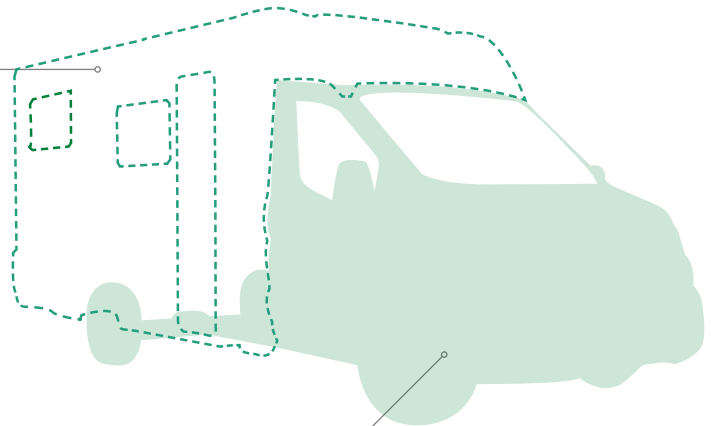
* Dining area convertible in extra spare bed

(1) Subject to Homologation



Cell extra high specification

- Exclusive exterior decoration
- New rear bumper
- Specific fabrics
- Specific storage unit finition S
- Double-locking windows with combined blinds/screens
- Built-in and insulated unit step
- Flyscreen door
- 100% LED lighting inside
- Panoramic skylight
- Extra dining area attached to bed
- USB ports
- Heating using vehicle fuel used while on the road
- IRP structure: GRP on roof/floor/sides, floor 65 mm thick
- Technibox



Chassis ultra specification

- 6-speed automatic gearbox
- Cab colors Grey Matter
- Exclusive radiator grille
- Engine 170 HP
- 16" alloy wheels
- Manual cab air conditioning
- ESP
- Cruise control and speed limiter
- Stop&Start
- Collision warning
- Lane-crossing monitoring
- FCW
- Driver and passenger airbag
- Coded front bumper
- Electric de-icing rearview mirrors
- Fog lamps
- Automatically lighted headlights and windshield wipers
- Swivel seats in the cab, with double armrests and adjustable height
- Cab seat covers with matching cushions
- Interior cab isothermal shutters



Pack Accessory

- Exterior awning
- Lighting on the outside
- Solar panel
- Preset double batteries AGM
- Wraparound blinds
- Extension bedding for twin bed (S697 GA)
- Dining area convertible in extra spare bed



Pack Connect

- Prewired speakers for cab radio
- Integrated DAB antenna
- Bluetooth radio DAB with touchscreen, steering wheel control and reversing camera



Arctic pack

- Insulated and heated waste water tank
- Covers for refrigerator grills
- Heat-insulating outside cabin cover
- Reinforced fuel heating
- Underfloor heating

Other options

- Tow hitch - factory fitted**
(can lead to loss of place for road use)

**Towable weight with tow hitch: your dealer will give you more information

LOW PROFILES

WHY CHOOSE TITANIUM ULTIMATE?

ZOOM ON THE FEATURES

FUEL HEATING



Easy to refuel



Easy to use,
no manipulation



Less loaded weight
and additional space



Use while on the road
with total safety



**TECHNI
BOX**

TECHNIBOX

The all-in-one technical area



ELECTRICAL TECHNICAL AREA

The electrical technical area gives you access to the electrical panel: no more contortions when you change a fuse!



CLEAN WATER TECHNICAL AREA

The clean water area lets you: fill the water reservoir, adjust reservoir capacity according to the number of travelers and/or the load transported, easily clean the reservoir for maximum hygiene.



HIGH-QUALITY BEDDING

All our mattresses* are:

- manufactured in France,
- specially designed for our motorhomes with high-quality foam (35kg/m³),
- a layer of reinforced wadding (300 g) for a soft feel and optimal-quality bedding.

*main bed



100% LED

UNIT LIGHTING

to save 10 times as much energy and increase lifespan by 30.



THE FRIDGE WITH AUTOMATIC ENERGY SELECTION

AES, Automatic Energy Selection,
(12/230 V/gaz)
(Except 660)



THE FULLY-EQUIPPED GARAGE

holds, equipped with
storage hooks, electric plugs
12 V/230 V and 2 doors.



SHOWER STALLS WITH A DOUBLE DRAIN

to make draining easier even
if you're not on level ground.

KEY INNOVATIONS

Smart
lounge



SMARTLOUNGE EFFECT

Each of the two bench seats can quickly be transformed into comfortable seats for road travel (Isofix*).


ISOFIX



** The Isofix system makes it easier to install the car seat and adds a third anchor point to keep your children safe.*

THE SMART STORAGE SYSTEM

EASY
BOX



- On the outside, you can easily adjust the garage height for storing a scooter or bikes,
- On the inside, there are many easy-to-reach storage areas.

Featured in the low profile 720.

THE SOLUTION FOR MORE ROOM

EASY
BED

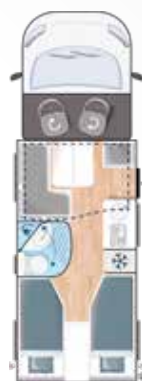
















The EasyBed system lets you raise or lower the bed to adjust the size of the hold area according to your needs.

It is found in models with island beds.

LOW PROFILES

TITANIUM
ULTIMATE



	627 GA	640	660	720	777 GA	788
	TITANIUM ULTIMATE	TITANIUM ULTIMATE	TITANIUM ULTIMATE	TITANIUM ULTIMATE	TITANIUM ULTIMATE	TITANIUM ULTIMATE
 Brand						
Engine HP-kW	170-125	170-125	170-125	170-125	170-125	170-125
Overall length (m)	6,99	6,99	6,99	7,19	7,19	7,19
Overall width (m)	2,35	2,35	2,35	2,35	2,35	2,35
Overall height (m)	2,92	2,92	2,92	2,92	2,92	2,92
Interior height (m)	2,11	2,11	2,11	2,11	2,11	2,11
 Wheelbase (m)	3,95	3,95	3,95	3,95	3,95	3,95
Right garage door (cm)	1045 x 765	1145 x 695	895 x 590	1045 x 620	1045 x 765	1145 x 765
Left garage door (cm)	895 x 590	1845 x 419	Porte : 660 x 1754	795 x 405	895 x 590	545 x 320
Rear garage door (cm)	-	-	-	-	-	605 x 1145
Wheels size	16"	16"	16"	16"	16"	16"
 Seats authorised for road use ⁽¹⁾	5	4	4	5	4	4
SmartLounge	-	✓ Isofix x2	-	✓ Isofix x2	✓ Isofix x2	✓ Isofix x2
Sleeping berths	3/5*	4	4	6	3/5*	3/5*
Dining seats	5	5	4	5	5	5
 Max technically permissible laden mass	3500	3500	3500	3500	3500	3500
Vehicle bodycoach weight in running order (+/- 5%)	3094	3109	3033	3114	3122	3127
 Fresh water tank capacity	105 L	105 L	105 L	95 L	105 L	105 L
Waste water tank capacity	100 L	100 L	100 L	100 L	100 L	100 L
Pre equipped for leisure battery (battery supplied by the dealer)	✓	✓	✓	✓	✓	✓
Diesel heater & boiler using vehicle fuel	4000 W (0 6000 W)	-	-	-	-	-
 Diesel heater and blow air circuit	-	4000 W (0 5500 W)	4000 W (0 5500 W)	4000 W (0 5500 W)	4000 W (0 5500 W)	4000 W (0 5500 W)
Boiler 10 L (gas) heater with electronic ignition	-	✓	✓	✓	✓	✓
Pre equipped for air-conditioner (cell)	✓	✓	✓	✓	✓	✓
 Rear bed(s)	90 x 190 + 90 x 199	-	-	-	90 x 188 + 90 x 199	160 x 190
With extension bedding for twin bed	210 x 190	-	-	-	210 x 188	-
Electric drop down bed, 2 pers. (max. 250 kg)	0 140 x 190	✓ 160 x 190	✓ 160 x 190	✓ 160 x 190	0 140 x 190	0 140 x 190
Electric drop down bed, 1 pers. (max. 150 kg)	-	-	-	✓	-	-
Upper berth	-	-	-	74 x 190	-	-
Lower berth	-	-	-	81 x 200	-	-
Dining area convertible in extra spare bed	130 x 205	130 x 195	125 x 195	130 x 195	90 x 195	90 x 195
 Fridge gas/12V/230V	134 L AES	167 L AES	-	134 L AES	141 L AES	141 L AES
Compressor fridge 12V/230V	-	-	135 L	-	-	-

- : Factory fitting not available

✓ : Standard equipment / 0 : option

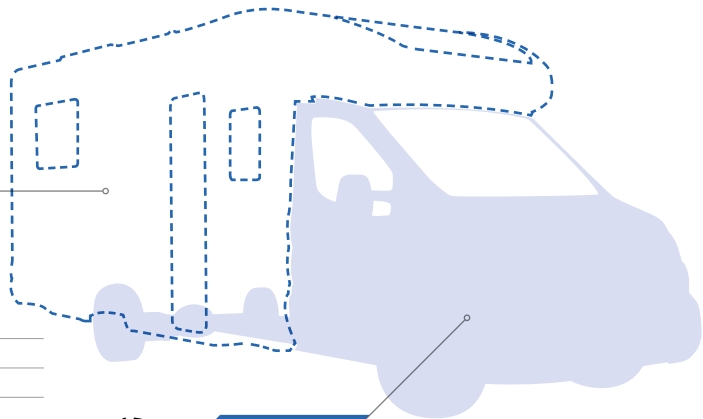
* With drop down bed and dinette berth

(1) Subject to Homologation.



Cell extra high specification

- Tinted polyester side walls
- Exclusive furniture
- Exclusive fabrics
- Luxury entrance door with window and central locking cab/cell
- Door actuator
- Flyscreen door
- Gas external socket
- External shower
- Cab panoramic skylight
- Panoramic skylight (or two skylights)
- Double-locking windows with combined blinds/screens
- Built-in and insulated unit step with motion sensor LED
- Backlit entrance mirror
- 100% LED lighting inside
- Atmosphere leds lighting on floor
- Kitchen components: Pan drawer, magnetic board, bottle rack, bin bag holder, illuminated backboard
- Premium mattress main berth
- 12V fan skylight in rear bedroom (627 GA, 777 GA, 788)
- Dining area convertible in extra spare bed**
- Bathroom with window (except 777 GA, 788)
- Bathroom furniture with drawers + accessories
- Wooden shower duck board
- Heating using vehicle fuel digitally programmed and used while on the road
- IRP structure: GRP on roof/floor/sides, floor 65 mm thick
- Technibox



Chassis ultra specification

- 6-speed automatic gearbox
- Engine 170 HP
- 16" alloy wheels
- Manual cab air conditioning
- ESP
- Cruise control and speed limiter
- Stop&Start
- Collision warning
- Lane-crossing monitoring
- Line assist
- FCW
- Driver and passenger airbag
- Coded front bumper
- Electric de-icing rearview mirrors
- Fog lamps
- Automatically lighted headlights and windshield wipers
- Luxury techno trim level dashboard
- Swivel seats in the cab, with double armrests and adjustable height
- Cab seat covers with matching cushions



Pack Accessory

- Exterior awning
- Lighting on the outside
- Solar panel
- Preset double batteries AGM
- Wraparound blinds
- Extension bedding for twin bed (627 GA and 777 GA)



Prestige upholstery (Option)



Pack Connect

- Prewired speakers for cab radio
- Integrated DAB antenna
- Bluetooth radio DAB with touchscreen and steering wheel control and reversing camera



Arctic pack

- Insulated and heated waste water tank
- Covers for refrigerator grills
- Heat-insulating outside cabin cover
- Reinforced fuel heating
- Underfloor heating

Other options

- Tow hitch - factory fitted***
(can lead to loss of place for road use)
- drop down bed (627 GA, 777 GA, 788)
- Prestige upholstery

** Extra dinette berth becomes option if drop down bed is fitted as option

*** Towable weight with tow hitch: your dealer will give you more information or on our website



CHAUSSON

TRIGANO VDL

1, av. de Rochebonne - CS 69003
07302 Tournon-sur-Rhône Cedex - FRANCE
contact@chausson.tm.fr



Some models photographed in this catalogue may be shown with equipment supplied as an option. The characteristics of photographed models may vary from one country to the next. Despite the care taken in producing this catalogue, this cannot be viewed as a contractual document. Chausson reserves the right to modify its models without prior notice. Chausson cannot be held liable for any modifications made by its suppliers nor typographical errors when printing these documents. It is forbidden to reproduce, even partially, text or document. Do not litter the public highway.

Your retailer is at your disposal to advise you and provide you with any additional information.
Where there are multilingual versions, the French text is the binding version.

The optional "towing" equipment can in certain cases change the number of passengers on the car registration papers. Your dealer will be able to give you more information.

Weight ready for use: empty weight ready for use includes the driver's weight (75 kg) and 20L (vans) / 1L (motorhomes) clean water, 90% of fuel and 100% of gas. The empty weights ready for use on the list take into account only standard equipment upon shipment from the factory. European regulations tolerate a difference of +/- 5% on empty weight ready for use. The vehicle maker reserves the right to modify.

You may be able to find certain heavy accessories like large blinds or generators in the marketplace. The weight of these accessories should be deducted from the payload and could possibly lead to a reduction in the actual passenger numbers. It is therefore important not to exceed the maximum loads on axles and the technically acceptable loaded weight when the vehicle is fully loaded.

Clean water reservoir capacity (approved for our low profiles); capacity is 20L (vans) / 1L (motorhomes), must comply with regulations up to the user to adapt loads and the number of passengers to the vehicle's loaded weight. To do this, clean water reservoir capacity can be adjusted by the user to avoid reducing the number of passengers.