



# 2025 TECHNICAL DATA

EN

# 2025 OVERVIEW



## FIAT VANS 6 vehicles

-  **FIRST LINE**
-  **SPORT LINE**
-  **F&S LINE**

## SLIM LOW PROFILES 3 vehicles

-  **FIRST LINE**
-  **SPORT LINE**

## FIAT X 2 vehicles

-  **EXCLUSIVE LINE**

### COMPACT 5,41 M > 6,69 M

#### FOLD-DOWN BED

 **X550**  
5,99 m




 **X650**  
6,36 m



 **V690**  
6,36 m



 **650**  
6,39 m



#### ISLAND OR LATERAL BED

 **S695**  
6,59 m



#### TWIN BEDS

 **V697**  
6,36 m



 **S697**  
6,69 m



#### TRANSVERSE BED

 **C514**  
5,99 m



 **V594S**  
5,41 m




 **S514**  
5,99 m



 **V594**  
5,99 m



#### BUNK BEDS

 **V594M**  
5,99 m



 **F&S**  
5,99 m





## LOW PROFILES

8 vehicles



FIRST LINE



ETAPE LINE

## FIAT

## OVERCABS

3 vehicles



FIRST LINE

## FIAT

## A-CLASS

2 vehicles



ETAPE LINE

### MEDIUM 6,96 M > 6,99 M

630  
6,99 m



640  
6,99 m



660  
6,99 m



6040  
6,97 m



### MAXI 7,19 M > 7,47 M

720  
7,19 m




7068  
7,47 m



788  
7,19 m



C727  
7,40 m



777  
7,19 m



724  
7,29 m



C656  
6,96 m



# 2025 COLLECTION



**V594S**

**V594**

**V594M**

# VANS

		FIRST LINE		SPORT LINE		FIRST LINE		SPORT LINE		FIRST LINE		SPORT LINE	
<b>BASE VEHICLES</b>	Brand	FIAT		FIAT		FIAT		FIAT		FIAT		FIAT	
	Engine power HP - kW	140-103		140-103		140-103		140-103		140-103		140-103	
	Transmission	Manual		Manual		Manual		Manual		Manual		Manual	
<b>EXTERIOR DIMENSIONS</b>	Overall length (m)	5,41		5,99		5,99		5,99		5,99		5,99	
	Overall width (m)	2,05		2,05		2,05		2,05		2,05		2,05	
	Overall height (m)	2,65		2,65		2,65		2,65		2,65		2,65	
	Interior height (m)	1,89		1,89		1,89		1,89		1,89		1,89	
	Wheelbase (m)	3,45		4,03		4,03		4,03		4,03		4,03	
	15" steel wheels with trims	✓	-	-	-	✓	-	-	-	✓	-	-	-
	16" alloy wheels	-	✓	-	✓	-	✓	-	✓	-	✓	-	✓
<b>CAPACITY (STANDARD BASE VEHICLE)</b>	Seats authorised for road use <sup>(1)</sup>	4		4		4		4		4		4	
	Isofix mounting (3 kg)	-		-		○		○		-		○	
	Sleeping berths	2+1*		2+1*		2+1*		2+1*		4+1*		4+1*	
	Dining seats	4		4		4		4		4		4	
<b>WEIGHT (KG)</b>	Max technically permissible laden mass	3500		3500		3500		3500		3500		3500	
	Kerb weight (+/-5%)	2882	2997	2913	3008	2913	3008	2934	3050	2934	3050	2934	3050
	Towable weight	2500		2500		2500		2500		2500		2500	
<b>AUTONOMY</b>	Fresh water capacity (L)	90		85		85		85		90		90	
	Waste water capacity (L)	75		90		90		90		90		90	
	Fuel tank capacity (L)	90		90		90		90		90		90	
	Gas cylinder capacity (kg)	7(x2)		7(x2)		7(x2)		7(x2)		5		5	
	Pre-equipment for leisure battery (battery supplied by the dealer)	✓		✓		✓		✓		✓		✓	
<b>HEATING / AIR CONDITIONING</b>	Gas combined heating/water heater	4000 W	-	4000 W	-	4000 W	-	4000 W	-	4000 W	-	4000 W	-
	Vehicle fuel heating with supply air circuit	-	4000 W	-	4000 W	-	4000 W	-	4000 W	-	4000 W	-	4000 W
	10 L water heater (gas) with electronic ignition	-	✓	-	✓	-	✓	-	✓	-	✓	-	✓
<b>SLEEPS (CM)</b>	Rear double bed	132/116 x 186		149 x 186		149 x 186		149 x 186		144 x 186		144 x 186	
	Electric fold-down bed, sleeps 2 (max. 250 kg)	-		-		-		-		-		-	
	Lower berth	-		-		-		-		-		-	
	Upper berth	-		-		-		-		133 x 184		133 x 184	
	Twin beds	-		-		-		-		-		-	
	Dining nook convertible into sleeping space	-		-		-		-		-		-	
	Dining nook convertible into extra spare sleeping space	93/50 x 146 (4)		93/50 x 160 (4)		93/50 x 160 (4)		93/50 x 160 (4)		93/50 x 160 (4)		93/50 x 160 (4)	
	Pap-up roof (125 kg)	○		○		○		○		○		○	
<b>KITCHEN</b>	Compressor refrigerator (12V/230V)	70 L		70 L	84 L	70 L	84 L	70 L	84 L	70 L	84 L	70 L	84 L
	Cooking rings	2		2		2		2		2		2	

\*Dining nook convertible into extra spare sleeping space

(1) Subject to type approval - (2) In the raised position - (3) In the lowered position - (4) Top of bed: 93 or 95 cm - Bottom of bed: 50 cm

-: Factory fitting not available

✓: as standard / ○: option






**V690**

**V697**

**F&S  
LINE**

SPORT LINE	FIRST LINE	SPORT LINE	F&S LINE
FIAT	FIAT		FIAT
140-103	140-103		140-103
Manual	Manual		Manual
6,36	6,36		5,99
2,05	2,05		2,05
2,65	2,65		2,65
1,89	1,89		1,89
4,03	4,03		4,03
-	✓	-	-
✓	-	✓	✓
4	4		5
○	-	○	S
2+1*	2+1*		5
4	4		5
3500	3500		3050
3050	3025	3140	3050
2500	2500		2500
85	85		85
90	90		90
90	90		60
7(x2)	7(x2)		5
✓	✓		✓
-	4000 W	-	-
4000 W	-	4000 W	4000 W
✓	-	✓	✓
-	-		-
160 x 185/175 (2) 190 x 185/75 (3)			-
-			79.5 x 185
-			68 x 183
-	80 x 195 + 80 x 186		-
-	-		88 x 190
95/50 x 156 (4)	95/50 x 156 (4)		-
○	○		130 x 200
84 L	70 L	84 L	84 L
2	2		2



**+ FOR MORE INFORMATION, GO TO**  
[www.chausson-motorhomes.com](http://www.chausson-motorhomes.com)



# SLIM LOW PROFILES

**S514**

**S695**

		FIRST LINE		SPORT LINE	
BASE VEHICLES	Brand	FORD		FORD	
	Engine power HP - kW	130-96	165-121	130-96	165-121
	Transmission	Manual	Automatic	Manual	Automatic
EXTERIOR DIMENSIONS	Overall length (m)	5,99		6,59	
	Overall width (m)	2,10		2,10	
	Overall height (m)	2,75		2,75	
	Interior height (m)	1,96		1,96	
	Wheelbase (m)	3,30		3,75	
	Right garage door (cm)	895x590		930x765	
	Left garage door (cm)	795x405		795x405	
	16" steel rims with trims	✓	-	✓	-
16" alloy wheels	-	✓	-	✓	
CAPACITY (STANDARD BASE VEHICLE)	Seats authorised for road use (1)	4		4	
	Sleeping berths	2/3*		2/3*	
	Dining seats	4		4	
WEIGHT (KG)	Max technically permissible laden mass	3500		3500	
	Kerb weight (+/-5%)	2563	2665	2643	2747
	Towable weight	2000	2000	2000	2000
AUTONOMY	Fresh water capacity (L)	105		105	
	Waste water capacity (L)	100		100	
	Fuel tank capacity (L)	70		70	
	Gas cylinder capacity (kg)	13		13	
	Pre-equipment for leisure battery (battery supplied by the dealer)	✓		✓	
HEATING / AIR CONDITIONING	Vehicle fuel heating with supply air circuit	4000 W		4000 W	
	10 L water heater (gas) with electronic ignition	✓		✓	
	Pre-equipped for air conditioning (living area)	✓		✓	
SLEEPING SPACE (CM)	Fixed rear bed	132x189		143/82 x 188	
	Twin beds	-		-	
	With sleeping space extension	-		-	
	Dining nook convertible into extra spare sleeping space	90x185		90 x 185	
KITCHEN	Gas refrigerator/12V/230V	87 L		87 L	

\* Dining nook convertible into extra sleeping space  
 (1) Subject to type approval

- : Factory fitting not available  
 ✓: as standard / ○: option




**S697**

FIRST LINE	SPORT LINE
FORD	
130-96	165-121
Manual	Automatic
6,59	
2,10	
2,75	
1,96	
3,75	
930x765	
795x405	
✓	-
-	✓
4	
2/3*	
4	
3500	
2646	2759
2000	2000
105	
100	
70	
13	
✓	
4000 W	
✓	
✓	
-	
82x198 + 82x193	
191x198	
90x185	
87 L	



**+ FOR MORE INFORMATION, GO TO**  
[www.chausson-motorhomes.com](http://www.chausson-motorhomes.com)













# THE X

**X550**

**X650**

		EXCLUSIVE LINE	EXCLUSIVE LINE
<b>BASE VEHICLES</b> 	Brand	FIAT	FIAT
	Engine power HP - kW	140-103	140-103
	Transmission	Manual	Manual
<b>DIMENSIONS EXTERNAL</b> 	Overall length (m)	5,99	6,36
	Overall width (m)	2,10	2,10
	Overall height (m)	2,75	2,75
	Interior height (m)	1,98	1,98
	Wheelbase (m)	3,80	4,03
	Right garage door (cm)	-	1145x640
	Left garage door (cm)	1045x265 and 605x320	545x685 and 605x320
16" alloy wheels	✓	✓	
<b>CAPACITY (STANDARD BASE VEHICLE)</b> 	Seats authorised for road use (1)	4	4
	Isafix mounting	✓	✓
	Sleeping berths	4	4
	Dining seats	5	5
<b>WEIGHT (KG)</b> 	Max technically permissible laden mass	3500	3500
	Kerb weight (+/-5%)	2806	2911
	Towable weight	2000	2000
<b>AUTONOMY</b> 	Fresh water capacity (L)	100	95
	Waste water capacity (L)	100	100
	Fuel tank capacity (L)	90	90
	Gas cylinder capacity (kg)	13	13
	Pre-equipment for leisure battery (battery supplied by the dealer)	✓	✓
<b>HEATING / AIR CONDITIONING</b> 	Vehicle fuel heating with supply air circuit	4000 W	4000 W
	10 L water heater (gas) with electronic ignition	✓	✓
	Pre-equipped for air conditioning (living area)	✓	✓
<b>SLEEPING SPACE (CM)</b> 	Electric fold-down bed, sleeps 2 (max. 250 kg)	140 x 190	140 x 190
	Dining nook convertible into extra spare sleeping space	140 x 190	140 x 190
<b>KITCHEN</b> 	Gas refrigerator (12V/230V)	134 L AES	-
	Compressor refrigerator (12V/230V)	-	150 L

(1) Subject to homologation

- : Factory fitting not available  
 ✓ : as standard / ○ : option





**+ FOR MORE INFORMATION, GO TO**  
[www.chausson-motorhomes.com](http://www.chausson-motorhomes.com)



# LOW PROFILES



630



640



650



660



720

		FIRST LINE		ETAPE LINE		FIRST LINE		ETAPE LINE		FIRST LINE		ETAPE LINE	
<b>BASE VEHICLES</b>	Brand	FORD		FORD		FORD		FORD		FORD		FORD	
	Engine power HP - kW	130-96	165-121	130-96	165-121	130-96	165-121	130-96	165-121	130-96	165-121	130-96	165-121
	Transmission	Manual	Automatic	Manual	Automatic	Manual	Automatic	Manual	Automatic	Manual	Automatic	Manual	Automatic
<b>DIMENSIONS EXTERNAL</b>	Overall length (m)	6,99		6,99		6,39		6,99		7,19			
	Overall width (m)	2,35		2,35		2,35		2,35		2,35			
	Overall height (m)	2,92		2,92		2,92		2,92		2,92			
	Interior height (m)	2,11		2,11		2,11		2,11		2,11			
	Wheelbase (m)	3,95		3,95		3,75		3,95		3,95			
	Right garage door (cm)	1145x620		1145x620		1045x620		1045x620		1045x620			
	Left garage door (cm)	1845x605		1845x605		1845x605		620x1795		795x405			
	Rear garage door (cm)	-		-		-		-		-			
	16" steel rims with trims	✓	-	✓	-	✓	-	✓	-	✓	-	✓	-
	16" alloy wheels	-	✓	-	✓	-	✓	-	✓	-	✓	-	✓
<b>CAPACITY (STANDARD BASE VEHICLE)</b>	Seats authorised for road use (1)	4		4		4		4		5			
	Isofix mounting	✓		✓		✓		-		✓			
	Sleeping berths	4		4		4		4		6			
	Dining seats	5		5		5		5		5			
<b>WEIGHT (KG)</b>	Max technically permissible laden mass	3500		3500		3500		3500		3500			
	Kerb weight (+/-5%)	3006	3126	2970	3092	2908	3028	2984	3117	3018	3078		
	Towable weight	2000		2000		2000		2000		2000			
<b>AUTONOMY</b>	Fresh water capacity (L)	105		105		95		105		95			
	Waste water capacity (L)	100		100		100		100		100			
	Fuel tank capacity (L)	70		70		70		70		70			
	Gas cylinder capacity (kg)	13		13		13		13		13			
	Pre-equipment for leisure battery (battery supplied by the dealer)	✓		✓		✓		✓		✓			
<b>HEATING / AIR CONDITIONING</b>	Vehicle fuel heating with supply air circuit	4000 W		4000 W		4000 W		4000 W		4000 W			
	10 L water heater (gas) with electronic ignition	✓		✓		✓		✓		✓			
	Pre-equipped for air conditioning (living area)	✓		✓		✓		✓		✓			
<b>SLEEPS (CM)</b>	Rear bed(s)	-		-		-		-		-			
	Twin beds	-		-		-		-		-			
	Electric fold-down bed, sleeps 1 (max. 150 kg)	90x200 + 90x190		-		-		-		✓ 74x190			
	Electric fold-down bed, sleeps 2 (max. 250 kg)	-		✓ 160 x 190		✓ 140 x 190		✓ 160 x 190		✓ 160 x 190			
	Lower bed	-		-		-		-		81 x 200			
	Dining nook convertible into extra spare sleeping space	130x195		130x195		115 x 195		125 x 195		130 x 195			
<b>KITCHEN</b>	Gas refrigerator(12V/230V)	167 L AES		167 L AES		167 L AES		-		134 L AES			
	Compressor refrigerator (12V/230V)	-		-		-		150 L		-			

\*with optional fold-down bed

(1) Subject to homologation.

-: not provided or factory fitting not available ✓: as standard / ○: option





**724**



**777**



**788**

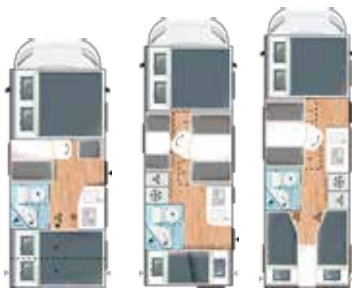
FIRST LINE	ETAPE LINE	FIRST LINE	ETAPE LINE	FIRST LINE	ETAPE LINE
FORD		FORD		FORD	
130-96	165-121	130-96	165-121	130-96	165-121
Manual	Automatic	Manual	Automatic	Manual	Automatic
7,29		7,19		7,19	
2,35		2,35		2,35	
2,92		2,92		2,92	
2,11		2,11		2,11	
3,95		3,95		3,95	
1045x620		1045x765		1145x765	
895x590		895x590		545x320	
-		-		605x1145	
✓	-	✓	-	✓	-
-	✓	-	✓	-	✓
5	4	4		4	
	✓	✓		✓	
5		3/5*		3/5*	
6		5		5	
3500		3500		3500	
3077	3162	3023	3137	3063	3163
2000		2000		2000	
100		105		105	
100		100		100	
70		70		70	
13		13		13	
✓		✓		✓	
4000 W		4000 W		4000 W	
✓		✓		✓	
✓		✓		✓	
(76 x 200) x 2		-		160 x 190	
-		90 x 188 + 90 x 199		-	
-		-		-	
✓ 140 x 190		○ 140 x 190		○ 140 x 190	
-		-		-	
105 x 195		90 x 195		90 x 195	
167 L AES		141 L AES		141 L AES	
-		-		-	



**+ FOR MORE INFORMATION, GO TO**  
[www.chausson-motorhomes.com](http://www.chausson-motorhomes.com)



## 2025 COLLECTION


**C514**
**C656**
**C727**

# OVERCAB

		FIRST LINE	FIRST LINE	FIRST LINE
<b>BASE VEHICLES</b>	Brand	FIAT	FIAT	FIAT
	Engine power HP - kW	140-103	140-103	140-103
	Transmission	Manual	Manual	Manual
<b>DIMENSIONS EXTERNAL</b>	Overall length (m)	5,99	6,96	7,36
	Overall width (m)	2,35	2,35	2,35
	Overall height (m)	3,06	3,06	3,06
	Interior height (m)	2,05	2,05	2,05
	Wheelbase (m)	3,45	3,80	4,03
	Right garage door (cm)	1045x620	1145x565	1045x765
	Left garage door (cm)	795x405	795x405	895x590
	15" steel rims with trims	✓	✓	✓
<b>CAPACITY (STANDARD BASE VEHICLE)</b>	Seats authorised for road use (1)	5	7	6
	Sleeping berths	4	7	6
	Dining seats	5	7	6
<b>WEIGHT (KG)</b>	Max technically permissible laden mass	3500	3500	3500
	Kerb weight (+/-5%)	2740	2910	2991
	Towable weight	2000	2000	2000
<b>AUTONOMY</b>	Fresh water capacity (L)	105	105	105
	Waste water capacity (L)	100	100	100
	Fuel tank capacity (L)	90	90	90
	Gas cylinder capacity (kg)	13	13	13
	Pre-equipment for leisure battery (battery supplied by the dealer)	✓	✓	✓
<b>HEATING / AIR CONDITIONING</b>	Combined vehicle fuel heating/ water heater with supply air	-	-	4000 W
	Vehicle fuel heating with supply air circuit	4000 W	4000 W	-
	10 L water heater (gas) with electronic ignition	✓	✓	-
	Pre-equipped for air conditioning (living area)	✓	✓	✓
<b>SLEEPING SPACE (CM)</b>	Fixed rear bed	208x132	-	-
	Twin beds	-	-	(195x90) x 2
	Overcab sleeping space	155x203	155x203	155x203
	Lower berth	-	211x80	-
	Upper berth	-	211x80	-
	Dining nook convertible into extra spare sleeping space	-	132x147/167 + 147x60	147/167x130
<b>KITCHEN</b>	Gas refrigerator 12V/230V	87 L	-	-
	Compressor refrigerator 12V/230V	-	150 L	150 L



(1) Subject to homologation.

- : Factory fitting not available

✓ : as standard / ○ : option



**+ FOR MORE INFORMATION, GO TO**  
[www.chausson-motorhomes.com](http://www.chausson-motorhomes.com)



6040

7068

# A-CLASS

		ETAPE LINE	ETAPE LINE
<b>BASE VEHICLES</b> 	Brand	FIAT	FIAT
	Engine power HP-kW	140-103	140-103
	Transmission	Automatic	Automatic
<b>DIMENSIONS EXTERNAL</b> 	Overall length (m)	6,97	7,47
	Overall width (m)	2,32	2,32
	Overall height (m)	2,92	2,92
	Interior height (m)	2,16	2,16
	Wheelbase (m)	4,03	4,03
	Right garage door (cm)	1045 x 620	745 x 1045
	Left garage door (cm)	1845x419	652 x 549
	16" alloy wheels	✓	✓
<b>CAPACITY (STANDARD BASE VEHICLE)</b> 	Seats authorised for road use (1)	4	4
	Isofix mounting	✓	✓
	Sleeping berths	4	4
	Dining seats	5	5
<b>WEIGHT (KG)</b> 	Max technically permissible laden mass	3500	3500
	Kerb weight (+/-5%)	3095	3120
	Towable weight	2000	2000
<b>AUTONOMY</b> 	Fresh water capacity (L)	120	120
	Waste water capacity (L)	115	115
	Fuel tank capacity (L)	90	90
	Gas cylinder capacity (kg)	13	13
	Pre-equipment for leisure battery (battery supplied by the dealer)	✓	✓
<b>HEATING / AIR CONDITIONING</b> 	Combined vehicle fuel heating/ water heater with supply air	6000 W	6000 W
<b>SLEEPING SPACE (CM)</b> 	Fixed rear bed	-	160 x 190/200
	Electric fold-down bed, sleeps 2 (max. 250 kg)	160 x 190	-
	Cab sleeping space	-	○ 140 x 190
	Dining nook convertible into extra spare sleeping space	130 x 195	100 x 195
<b>KITCHEN</b> 	Gas refrigerator/12V/230V	175 L AES	175 L AES



**+ FOR MORE INFORMATION, GO TO**  
[www.chausson-motorhomes.com](http://www.chausson-motorhomes.com)

(1) Subject to homologation.

- : Factory fitting not available  
 ✓ : as standard / ○ : option



# PACKS & OPTIONS

		VANS			
		WEIGHT OPTIONS	FIRST LINE	SPORT LINE	F&S LINE
<b>CONNECT PACK</b>	Reversing camera, multimedia system, steering wheel controls and DAB radio antenna	4	0	0	0
<b>ACCESSORIES X PACK</b>	Exterior awning, solar panel, flyscreen door, cab interior blind and 2nd battery fitting kit (*) * AGM battery wiring as standard on X650	55	-	-	-
<b>LOW PROFILE ACCESSORIES PACK</b>	Exterior awning, solar panel, flyscreen door, cab interior blinds, extra twin bed sleeping space* and 2nd battery fitting kit (may lead to loss of one seat for road use)	55	-	-	-
<b>ACCESSORIES PACK SLIM LOW PROFILES</b>	Exterior awning, solar panel, flyscreen door, cab interior blind, dining nook additional sleeping space and 2nd battery fitting kit (* extra twin bed sleeping space for the S697)	55	-	-	-
<b>ACCESSORIES PACK F&amp;S VANS</b>	Exterior awning, solar panel and cab interior blind	59	-	-	0(1)
<b>VAN ACCESSORIES PACK</b>	Exterior awning, solar panel, entrance door exterior lighting, flyscreen door, cab interior blind, dining nook additional sleeping space	79	0	S	-
<b>ARCTIC PACK</b>	Heated and insulated waste water tank, refrigerator grille cover, heat-insulating exterior curtains, reinforced heating, electric boiler, underfloor heating	33	-	-	-
<b>N1 VAN ARCTIC PACK (FIRST)</b>	Insulated external heating and water circuits, 6000W vehicle fuel combined heating / water heater with supply air circuit, dashboard insulating cover, thermal insulation curtains for windows, dining nook blind, heated and insulated waste water tank and pop-up roof insulating cover* * If the pop-up roof option has been ordered	11	0	-	-
<b>N2 VAN ARCTIC PACK (SPORT)</b>	Insulated external water and heating circuits, 5500W vehicle fuel heating with supply air circuit, dashboard insulating cover, thermal insulation curtains for windows, dining nook blind, heated and insulated waste water tank and pop-up roof insulating cover* * If the pop-up roof option has been ordered	11	-	0	0
<b>FIAT SAFETY PACK</b>	Automatic braking system with pedestrian detection, automatic lights and wipers activation, lane crossing warning, sign recognition, driver sleep detection and smart speed assistance	1	-	0	0
<b>FORD SAFETY PACK</b>	Collision warning, tyre pressure sensor, lane-crossing monitoring, rain and brightness detector	1	-	-	-
<b>DRIVE PACK</b>	Keyless entry* and drive, electric parking brake, Full LED headlights*	1	-	0	0
<b>A-CLASS DRIVE PACK</b>	Keyless drive, electric parking brake	1	-	-	-
<b>LOOK PACK</b>	Leather steering wheel, chromium-plated air vents, alloy wheels	1	0	S	S
<b>SMART PACK</b>	Clean water level sensor, gas level sensor, battery level monitoring module, vehicle GPS tracker and vehicle levelling assistance system. Smartphone connection via Bluetooth and Internet	1	-	-	-
<b>OPTIONS</b>	Fiat 3T5 chassis	60	-	-	-
	Superior 180 HP engine	20	-	0	0
	Ford 3T5 chassis	1	-	-	-
	Fiat 3T5 Light chassis	40	0	0	0
	8-speed automatic gearbox	55	0	0	0(2)
	Tow hitch - factory-fitted (may lead to loss of one seat for road use)	70	-	-	-
	Fold-down bed	45	-	-	-
	Isofix mounts	3	-	0*	S
	138-litre fridge	8	-	0*	-
	White pop-up roof*   * Except for Heavy	125	0	-	-
	Black pop-up roof*   * Except for Heavy	125	-	0	S
	Cannes interior	1	-	-	-

\*Depending on model

(1) Incompatible with the 8-speed automatic gearbox option

(2) Incompatible with the Accessories Pack option


- : Factory fitting not available

✓ : as standard / ○ : option





SLIM LOW PROFILES		X	LOW PROFILES		OVERCAB	A-CLASS
FIRST LINE	SPORT LINE	EXCLUSIVE LINE	FIRST LINE	ETAPE LINE	FIRST LINE	ETAPE LINE
S	S	0	S	S	0	0
-	-	0	-	-	-	-
-	-	-	0	S	0	S
0	S	-	-	-	-	-
-	-	-	-	-	-	-
-	-	-	-	-	-	-
0	0	0	0	0	0	0
-	-	-	-	-	-	-
-	-	-	-	-	-	-
-	-	0	-	-	-	-
S	S	-	S	S	-	-
-	-	0	-	-	-	-
-	-	-	-	-	-	0
-	-	S	-	-	0	S
0	0	0	0	0	0	0
-	-	-	-	-	-	0
-	-	0	-	-	-	0
-	-	-	-	0	-	-
-	-	-	-	-	-	-
0	S	0	0	S	0	S
0	0	0	0	0	0	0
-	-	S	S/0*	S/0*	-	S/0*
-	-	S	S/-*	S/-*	-	S
-	-	-	-	-	-	-
-	-	-	-	-	-	-
-	-	-	-	-	-	-
-	0	0	-	0	-	0



**+ FOR MORE INFORMATION, GO TO**  
[www.chausson-motorhomes.com](http://www.chausson-motorhomes.com)



Some models photographed in this catalogue may be shown with equipment supplied as an option. The characteristics of photographed models may vary from one country to the next. Despite the care taken in producing this catalogue, this cannot be viewed as a contractual document. CHAUSSON reserves the right to modify its models without prior notice. CHAUSSON cannot be held liable for any modifications made by its suppliers, nor typographical errors when printing these documents. It is forbidden to reproduce any text or documents, even in part. Do not litter the public highway. Your retailer is at your disposal to advise you and provide you with any additional information. The vehicles have been type-approved in accordance with Directive 2007/46 and comply with current European regulations. Where there are multilingual versions, the French text is the binding version.

**The optional towing equipment can in certain cases change the number of passengers on the car registration papers.** Your dealer will be able to give you more information. Kerb weight: the kerb weight includes the weight of the driver (75 kg), 20 L of clean water, 90% fuel and 100% gas. The kerb weights indicated take into account only standard ex-works equipment. European regulations tolerate a difference of +/- 5% on empty weight ready for use. The manufacturer reserves the right to change this kerb weight.

**You may be able to find certain heavy accessories like large blinds or generators in the marketplace.** The weight of these accessories should be deducted from the payload and could possibly lead to a reduction in the actual passenger numbers. It is therefore important not to exceed the maximum loads on axles and the technically acceptable loaded weight when the vehicle is fully loaded.

**The clean water reservoir capacity approved for road use is 20 L, and must comply with the regulations governing the technically acceptable laden weight.** It is up to the user to adapt the loads and the number of passengers to the vehicle's loaded weight. To do this, the clean water reservoir capacity can be adjusted by the user to avoid reducing the number of passengers.

Creation and formatting: jourjazz • Photo credits: Ronan Kerflich, Sébastien Sassoules, Olivier Devise, @lousemanning, Freepik, Unsplash



FOR MORE INFORMATION, GO TO  
[www.chausson-motorhomes.com](http://www.chausson-motorhomes.com)

#MyChausson

# CHAUSSON

TRIGANO VDL

1, av. de Rochebonne - CS 69003  
07302 Tournon-sur-Rhône Cedex FRANCE  
[contact@chausson.tm.fr](mailto:contact@chausson.tm.fr)

